

CHRYSLER

C A P I T A L[®]



LEASE-END GUIDE



RUBICON

WRANGLER



THANK YOU!

Time flies and soon your Chrysler Capital lease will expire. But our commitment to your leasing experience is stronger than ever. In the next 60 to 90 days, you will make decisions about your current vehicle and we are here to assist along the way.

Thank you for being a part of the Chrysler Capital family! We value your business and look forward to fulfilling your future auto finance needs.



CHRYSLER CAPITAL

— ALLEGIANCE TEAM —

THE CHRYSLER CAPITAL ALLEGIANCE TEAM

Your first point of contact for all lease-end activities, the Chrysler Capital Allegiance Team is your group of lease-end experts. If you have any questions regarding steps taken, team members are here to guide you along the way and get the answers you need.

CONTACT THE ALLEGIANCE TEAM

Allegiance Team hours	Monday – Friday, 7:00 a.m. to 7:00 p.m. CT Saturday, 8:00 a.m. to 2:00 p.m. CT
Phone number	855.383.0558
Email address	chryslerallegianceteam@chryslercapital.com

PRE-INSPECTION

AVOID THE UNEXPECTED

Pre-inspections help you maintain control by eliminating surprises on your vehicle return invoice. We work around your schedule to provide a free and easy assessment of your leased vehicle's wear and allow time to get with your originating dealer for any necessary repairs. Some of the benefits of obtaining a pre-inspection include:

- » No surprise excess wear charges on your vehicle return invoice
- » Flexible scheduling at your convenience and location of choice
- » Comprehensive assessment of your vehicle's wear, helping you understand any outstanding obligations, if applicable
- » The opportunity to visit your dealer for repairs prior to turning in your leased vehicle
- » Protection in the event of damages occurring to your vehicle after turn in (example: transport or dealership lot damage)

Stay in the driver's seat. Schedule a pre-inspection today by contacting the **Chrysler Capital Allegiance Team** at **855.383.0558**.



YOUR OPTIONS AT LEASE END

As you review the options available to you at lease end, here are some possibilities to consider:

» **Lease or purchase a new Chrysler, Dodge, FIAT®, Jeep®, or Ram vehicle**

Upgrade to the latest model of your current vehicle or switch to something altogether different. And when you re-lease through Chrysler Capital, we'll waive your disposition fee. Get started by making an appointment with your dealer to schedule a test drive.

» **Purchase your current vehicle**

If you've grown attached to your current vehicle and prefer to make it your own, contact the Chrysler Capital Allegiance Team to begin the purchase process. Financing is available for qualified applicants.

For more details regarding lease-end options, visit **www.ChryslerCapital.com/Lease-end** or contact the **Chrysler Capital Allegiance Team**.

LOYALTY HAS ITS REWARDS

Stay in the Chrysler Capital family and take advantage of exclusive loyalty rewards.

When you re-lease through Chrysler Capital you may be eligible for:

- » Chrysler Capital exclusive incentives
- » Returning Lessee Bonus Cash
- » Waived disposition fee

Take advantage of these loyalty rewards by leasing your next Chrysler, Dodge, FIAT®, Jeep®, or Ram vehicle through Chrysler Capital today!

VIEW AVAILABLE OFFERS IN YOUR AREA BY VISITING
CHRYSLERCAPITAL.COM/OFFERS

MILEAGE AND WEAR 101

It's important to know what to look for regarding mileage and wear before you turn in your vehicle. As stated in your Chrysler Capital Lease Agreement, mileage, the condition of your vehicle and its maintenance are your responsibility. Excessive mileage and wear will result in additional charges. At the end of your lease, you will receive a vehicle return invoice. Contact us at 855.383.0558 with any questions about added fees. Please use the following pages to:

- » Understand your mileage allowance
- » Distinguish between “normal” and “excess” wear and use

MILEAGE

The first step in analyzing mileage is to check your Chrysler Capital Lease Agreement to confirm the total number of miles allocated for the duration of your lease. Based on your mileage allowance, excess miles will be calculated as any miles driven above the maximum miles outlined in your agreement. Your agreement also states the per-mile charge for any additional miles. If applicable, the excess mileage charge will be assessed when your vehicle is returned.

WEAR

To avoid unwanted surprises, the descriptions and tables on the following pages will provide you with identifiable characteristics of normal and excess wear. Normal wear, as the name suggests, is expected and accounted for in your Chrysler Capital Lease Agreement. However, excess wear is your responsibility and will result in additional cost to you.

Normal wear - the reasonable wear that a vehicle endures over time in day-to-day normal operation.

For example:

- » Minor and expected imperfections
- » A few small door dings
- » Minor paint scratches and rock chips
- » Tire tread worn to no less than 4/32 inch

Normal wear does not result in additional charges.

Excess wear - the degree of wear caused outside the realm of normal or ordinary wear.

Occurrences including:

- » Abuse, neglect or poor maintenance
- » Damage or physical alteration
- » Use of inferior parts and materials for repair

Inflicting such damage upon your vehicle will result in additional charges at turn-in. To best protect against additional charges, repairs should be completed prior to your lease agreement ending.

THE WEAR TOOL

Use the attached Wear Tool to complete a self-inspection on your vehicle. Ideally, your vehicle will have no excess wear, but we suggest using The Wear Tool to avoid surprises that could come up during your official inspection.

If you identify necessary repairs, we recommend ensuring all repairs are completed prior to your turn-in date.

Keep in mind, some repairs may be covered under warranty or insurance.



DETERMINING WEAR

The following pages include The Wear Table. Use this information in conjunction with The Wear Tool to assist in estimating vehicle damage, should you choose to complete a self-inspection prior to your final vehicle inspection. (An approved inspection is required before you turn in your vehicle.)

“Get your vehicle inspected” is a brief video we created to provide an overview of the lease-end inspection process. Visit ChryslerCapital.com/Lease-end-options to view the video.

Your vehicle’s condition could be a determining factor in your lease-end decision process.

THE WEAR TABLE

NORMAL EXTERIOR WEAR		
Cracks, scrapes, scratches, dings, dents, rust/corrosion and repairs	» Individual instances of damage over two inches if the cost to repair does not exceed \$100 » Scratches that can be buffed out during reconditioning » Single instances of damage two inches or less in diameter, excluding hail damage and punctures	
Glass windshield	Cracks, stars or stone chips 1/2 inch or less in diameter	
Glass/Lenses: lights, turn signals and lamps	Cracks two inches or less	
Tires	» Tread of at least 4/32 inch when measured at the shallowest point » Tire type, size and brand must match and comply with manufacturer's recommendations	
Wheels	» Scuffs or minor nicks to wheels or wheel covers	
EXCESS EXTERIOR WEAR		
Structural/Unibody/Frame	Absent or nonfunctional exterior parts are chargeable in all instances	
Cracks, scrapes, scratches, dings, dents, rust/corrosion and sub-par repairs	» Excess overspray, conspicuous sand/grinding marks, uneven texture or poor color match greater than two inches in diameter » One or more occurrences of body, bumper or molding damage greater than two inches in size » Punctures or cracks to painted surfaces that will exceed \$100 to repair » All substandard repair or damage that comprises the safety or structural integrity of the vehicle » Any defect that reduces market appeal or impairs vehicle appearance » Damaged chrome bumpers » Tow hitches not installed by FCA dealer	

EXCESS EXTERIOR WEAR

Glass windshield	Damage greater than 1/2 inch in diameter or any hole
Glass/Lenses: lights, turn signals and lamps	Cracks exceeding two inches
Mechanical/Electrical vehicle maintenance	<ul style="list-style-type: none">» Incomplete or subpar repairs» Any vehicle system/mechanical failure caused by noncompliance with manufacturer's recommended maintenance program» Broken or malfunctioning equipment» Any replacement component that fails to meet manufacturer's specifications
Tires	<ul style="list-style-type: none">» Tires in any condition that represents a risk to driver/passenger's safety including cuts, sidewall plugs and gouges» Non-matching brands or improper tire sizes» Studded tires
Wheels	<ul style="list-style-type: none">» Cracked, bent, mismatched or broken wheels or wheel covers» Wheels/wheel covers that are not original equipment or of equal quality, function and design
Aftermarket modifications	<ul style="list-style-type: none">» Any modification to the vehicle's performance components, suspension or fuel system» Any change to paint color, non-factory paint scheme or wrapping» Engraved, etched or tinted glass that represents a risk to driver/passenger safety, is of poor quality or is outside legal regulations» Spray-on bed liners not installed by dealer» This list is for reference only and may not specify all instances of chargeable vehicle modifications

NORMAL INTERIOR WEAR

Burn holes	Burn holes 1/8 inch or less in diameter
Cuts, tears and singed areas	Cuts, tears and singed areas 1/2 inch or less in diameter
Stains	Removable stains

EXCESS INTERIOR WEAR

Missing equipment or broken parts	<ul style="list-style-type: none">» Any replacement equipment that does not meet manufacturer's specifications of comparable design, function and quality» Any absent equipment or damaged parts (including keys, key fobs, DVDs for the GPS system, DVD player headphones, DVD remote control, convertible boot, etc.)
Burn holes	Burn holes larger than 1/8 inch in diameter
Cuts, tears and singed areas	Tears, rips, cuts and singed areas exceeding 1/2 inch in diameter
Stains	Irremovable stains or any stain that requires replacement of upholstery or carpeting



END-OF-LEASE CHECKLISTS



If you want to turn in your vehicle...

- ☐ Chrysler Capital exclusive incentives
- ☐ Contact the Chrysler Capital Allegiance Team at 855.383.0558 to arrange for a pre-inspection on your vehicle.
- ☐ Check your mileage.
- ☐ Contact your originating dealer to set up an appointment.
- ☐ Have the following items with you:
 - A copy of your Chrysler Capital Lease Agreement
 - All keys and keyless entry fobs and any other additions associated with your leased vehicle
 - All vehicle documents received at time of delivery including the owner's manual and maintenance guide

Call the Chrysler Capital Allegiance Team with any questions and to tell us where you returned your vehicle.


If you want to keep your current vehicle...

- ☐ Arrange to purchase your vehicle by contacting the Chrysler Capital Allegiance Team at 855.383.0558.





Stay in the family. Take advantage
of current offers available on
ChryslerCapital.com/Offers.



CHRYSLER

C A P I T A L.

©2017 Chrysler Capital. Chrysler Capital is a registered trademark of FCA US LLC and licensed to Santander Consumer USA Inc.
Lease agreements are owned by CCAP Auto Lease Ltd. and serviced by Chrysler Capital.
Chrysler, Dodge, Jeep and Ram are registered trademarks of FCA US LLC.
FIAT is a registered trademark of FCA Group Marketing S.p.A., used under license by FCA US LLC. // CC-LSG_40708-2_083117

CHRYSLER

CAPITAL[®]

